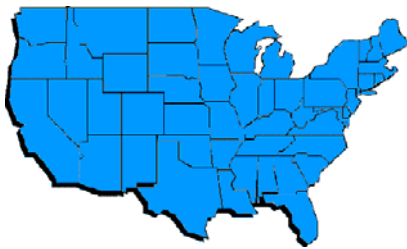


Natural Gas Emergencies



Extinguish cigarettes and do not light matches.



You can help prevent natural gas emergencies by calling the utility locator service your area

before you dig on your property.



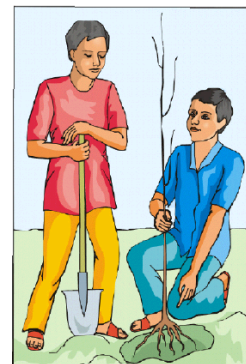
Move a safe distance from the home and call 911.

If you smell gas outdoors, move away from the area until you no longer smell the gas and call 911.




Do not return to the area until authorities tell you it is safe to do so.

Do not return to the area until appropriate authorities tell you it is safe to do so.



Make sure you call a utility locator service before planting trees, installing fence posts, or doing any other digging in your yard. That call could prevent a home emergency.



If you smell gas indoors, get outside immediately, leaving doors open to help ventilate the building.

Do not use light switches, electrical appliances or phones (cell or land line) in the affected home or building.



Text adapted from "Are You Prepared?" by the Cass (ND) and Clay (MN) Emergency Planning Partnerships. Adapted with funding provided by Fargo Cass Public Health through the Cities Readiness Initiative (CRI) and Specialized Information Services Division of the National Library of Medicine